

Standard Type



Features

- Maximum flow & Compact designed inner capacity.
- Minimal contributions of moisture, Oxygen and Hydrocarbon, Minimal particle generation.
- DK-Lok's own electropolished.
- D.I water cleaned, assembled, tested & packaged in a certified clean room.
- Elgiloy diaphragm material with strong durability as well as corrosion resistance for long cycle life.
- PCTFE seat material with remarkable chemical & thermal resistance.

Specification

Size	1/4"	3/8", 1/2"	3/4"
Cv Value	0.3	0.7	0.7
Orifice Size	4.5	7.0	7.0
Max. Working Pressure	10 bar (145 psig)		
Max. Working Temperature	-10 ~ 80°C (-23~176°F)		
Actuator Pressure Rating	4~7 bar (58~101 psig)		
Internal Leakage Allowance - He Holding Time ≥ 30 sec	≤ 1x10 ⁻⁹ atm.cc/s		
External Leakage Allowance - He Holding Time ≥ 1 min	≤ 1x10 ⁻⁹ atm.cc/s		
Particle Inspection (EP Only) Pressure : 60~80 psi N2 Gas Sample Volume : 1CFM 0.1 μm and Larger	No count		


Product Grade

Level	AP	BA	EP
Inner Surface Roughness	Ry ≤ 25 μm	Ry ≤ 3.0 μm / Ra 10 μm	Ry ≤ 0.7 μm / Ra 5 μm
	Cut off Length : 2.5mm	Cut off Length : 0.8mm	Cut off Length : 0.25mm
	Measuring Length : 12.5mm	Measuring Length : 4mm	Measuring Length : 1.25mm
Polishing	Machining Finish	Machining Finish	Electro Polishing Finish

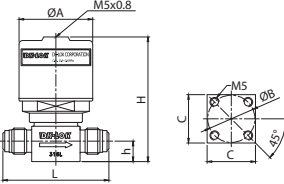
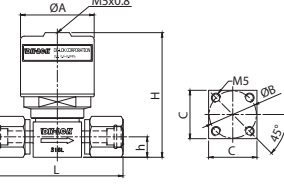
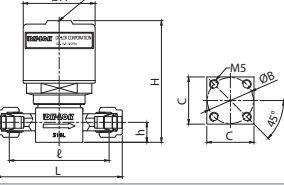
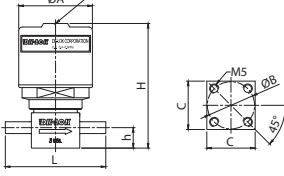
Material of Construction

No.	Component	Materials
1	Body	316L Stainless Steel
		316L Stainless Steel VAR
2	Seat	PCTFE
3	Diaphragm	Ni-Co Alloy
4	Actuator	Aluminum

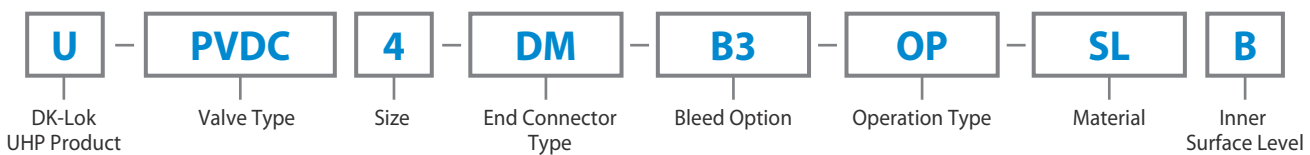
* Wetted Components are listed in blue.



Ordering Information and Dimensions

Model	Basic Ordering Number	End Connections	Dimensions (mm)						
			L	h	H	A	B	C	ℓ
	U-PVDC4-DM-	1/4" DCR Male	57.0	11.0	64.3	40.0	25.4	26.0	-
	U-PVDC6-DM-	3/8" DCR Male	76.2	16.0	83.8	55.0	28.0	37.0	-
	U-PVDC8-DM-	1/2" DCR Male	76.2	16.0	83.8	55.0	28.0	37.0	-
	U-PVDC12-DM-	3/4" DCR Male	122.0	22.0	89.8	55.0	28.0	37.0	-
	U-PVDC4-DF-	1/4" DCR Female	70.6	11.0	64.3	40.0	25.4	26.0	-
	U-PVDC6-DF-	3/8" DCR Female	83.0	16.0	83.8	55.0	28.0	37.0	-
	U-PVDC8-DF-	1/2" DCR Female	83.0	16.0	83.8	55.0	28.0	37.0	-
	U-PVDC12-DF-	3/4" DCR Female	122.0	22.0	89.8	55.0	28.0	37.0	-
	U-PVDC4-DK-	1/4" DK-Lok	69.5	11.0	64.3	40.0	25.4	26.0	55.0
	U-PVDC6-DK-	3/8" DK-Lok	82.5	16.0	83.8	55.0	28.0	37.0	68.0
	U-PVDC8-DK-	1/2" DK-Lok	91.0	16.0	83.8	55.0	28.0	37.0	70.0
	U-PVDC12-DK-	3/4" DK-Lok	106.0	22.0	89.8	55.0	28.0	37.0	84.0
	U-PVDC4-TW-	1/4" Tube Butt Weld	54.0	11.0	64.3	40.0	25.4	26.0	-
	U-PVDC6-TW-	3/8" Tube Butt Weld	69.0	16.0	83.8	55.0	28.0	37.0	-
	U-PVDC8-TW-	1/2" Tube Butt Weld	69.0	16.0	83.8	55.0	28.0	37.0	-
	U-PVDC12-TW-	3/4" Tube Butt Weld	150.0	22.0	89.8	55.0	28.0	37.0	-

How to Order



Valve Type	Size	End Connector Type	Bleed Option	Operation Type	Material	Surface Level
PVDC	4 : 1/4"	DM : DCR Male	Blank : No Bleed	OP : Normal Open	SL : 316L Stainless Steel	B : BA Grade
	6 : 3/8"	DF : DCR Female	B3 : Constant Bleed Ø 0.3	CP : Normal Close	DL : 316L Stainless Steel VAR	P : EP Grade
	8 : 1/2"	DK : DK-Lok	B6 : Constant Bleed Ø 0.6			
	12 : 3/4"	TW : Tube Butt Weld				

Note) DCR : DK-Metal Face

Safe Valve Selection

The selection of a valve for any application or system design must be considered to ensure safe performance. Valve function, valve rating, material compatibility, proper installation, operation and maintenance remain the sole responsibility of the system designer and the user. DK-Lok accepts no liability for any improper selection, installation, operation or maintenance.

© Copyright 2017. All Rights Reserved.

 IDK-LOK ® Fittings & Valves www.dklok.com	IDK-LOK Corporation Mailing Address 7, Golden root-ro 129beon-gil, Juchon-myeon, Gimhae-si, Gyeongsangnam-do, South Korea 621-842	DK-Lok contact information Tel. (82) 55-338-0114 Fax. (82) 55-901-0143 E-mail : sales@dklok.com	For International customers Tel. (82) 55-338-0031/2 Fax. (82) 55-901-0142 E-mail : dklok@dklok.com
--	---	---	--